

2009 - 2014



Campus Labs Freshmen Quest Survey Data

KIN-LFA 2560 • Christy D. Nolan, Ed.D • Faculty

Mort Harris Recreation and Fitness Center

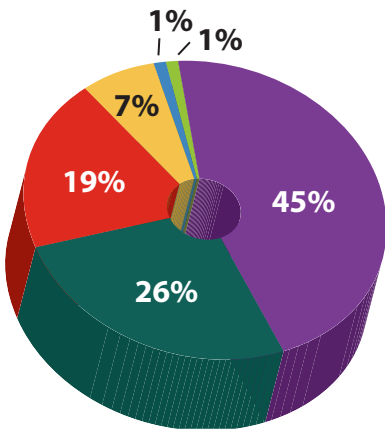
Part of athletics since 2010

Demographics of the survey

| | | 2008 | 2009 | 2010 (Canoe) | 2010 (Hike) | 2011 | 2012 | 2013 |
|---------------------------|---------|--|--|---|--|---|---|--|
| Total Participants | | 37 | 81 | 63 | 16 | 57 | 42 | 33 |
| Interviewees | | 1 | 2 | 1 | 1 | 8 | 0 | 0 |
| Gender | M | 48% | 40% | 52% | 38% | 42% | 55% | 36% |
| | F | 52% | 60% | 48% | 62% | 58% | 45% | 64% |
| Ethnicity | Asian | 8% | 8% | <5% | | 10.5% | 15% | 9% |
| | Af-Am | 24% | 24% | 10% | 38% | 12.3% | 7% | 9% |
| | Hisp. | 5% | | <5% | 6% | 3.5% | <5% | <5% |
| | Nat-Am | <5% | | 2% | | | | |
| | White | 48% | 60% | 28% | 31% | 63.2% | 60% | 57% |
| | Unknown | 10% | 6% | 22% | 25% | 10.5% | 16% | 15% |
| Majors | | Pre-Med, Pre-Nursing, Undecided, Business | Pre-Med, Pre-Nursing, Undecided, Business | Pre-Med, Pre-Nursing, General Engineering | Pre-Med, Pre-Nursing, Mortuary Science, Misc. | Pre-Med, Pre-Nursing, Psychology, Misc. | Pre-Med, Criminal Justice, Pre-Nursing | Pre-Med, Pre-Nursing, General Engineering |
| ACT Scores | | 21.8 | 22.4 | 21.97 | 22.8 | 23.7 | 25.1 | 24.9 |
| ACT Score Range | | 15-31 | 13-34 | 11-31 | 14-31 | 11-33 | 16-31 | 14-34 |
| HS GPA | | 3.24 | 3.28 | 3.1 | 3.27 | 3.45 | 3.14 | 3.39 |

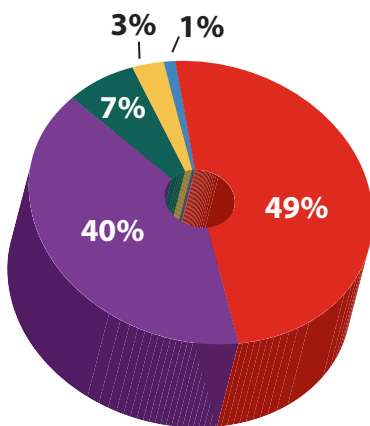


The LC has helped me academically



| Answer | Total Counts | Total Respondents |
|----------------------------|--------------|-------------------|
| Strongly Agree | 53 | 274 |
| Agree | 123 | 274 |
| Neither Agree nor Disagree | 72 | 274 |
| Disagree | 20 | 274 |
| Strongly Disagree | 4 | 274 |
| N/A | 2 | 274 |

The LC has helped me develop new friendships



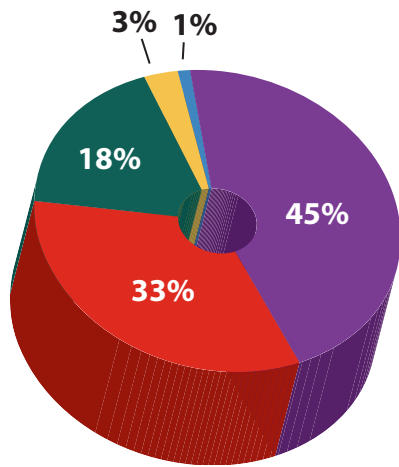
| Answer | Total Counts | Total Respondents |
|----------------------------|--------------|-------------------|
| Strongly Agree | 134 | 274 |
| Agree | 110 | 274 |
| Neither Agree nor Disagree | 20 | 274 |
| Disagree | 7 | 274 |
| Strongly Disagree | 3 | 274 |
| N/A | 0 | 274 |

KEY

■ Strongly Agree
 ■ Agree
 ■ Neither Agree No Disagree
 ■ Disagree
 ■ Strongly Disagree
 ■ N/A

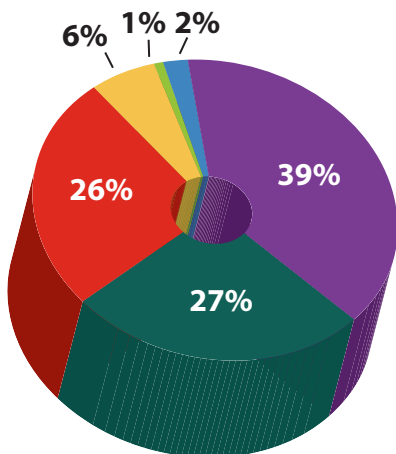


The LC supports my personal goals



| Answer | Total Counts | Total Respondents |
|----------------------------|--------------|-------------------|
| Strongly Agree | 90 | 274 |
| Agree | 123 | 274 |
| Neither agree nor disagree | 50 | 274 |
| Disagree | 7 | 274 |
| Strongly Disagree | 3 | 274 |
| N/A | 1 | 274 |

The LC supports my potential professional interests



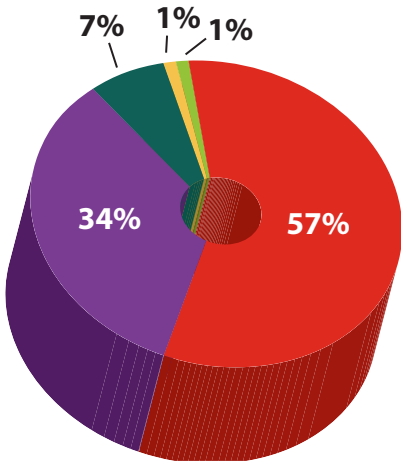
| Answer | Total Counts | Total Respondents |
|----------------------------|--------------|-------------------|
| Strongly Agree | 70 | 274 |
| Agree | 107 | 274 |
| Neither agree nor disagree | 73 | 274 |
| Disagree | 16 | 274 |
| Strongly Disagree | 5 | 274 |
| N/A | 3 | 274 |

KEY

■ Strongly Agree
 ■ Agree
 ■ Neither Agree No Disagree
 ■ Disagree
 ■ Strongly Disagree
 ■ N/A

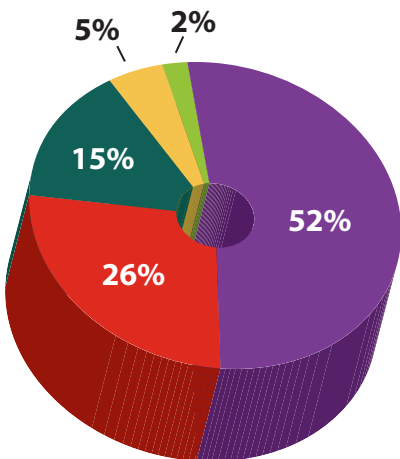


The LC encourages my participation in non-academic campus events



| Answer | Total Counts | Total Respondents |
|----------------------------|--------------|-------------------|
| Strongly Agree | 155 | 274 |
| Agree | 94 | 274 |
| Neither agree nor disagree | 18 | 274 |
| Disagree | 4 | 274 |
| Strongly Disagree | 1 | 274 |
| N/A | 2 | 274 |

The course(s) and activities in my LC are linked to one another



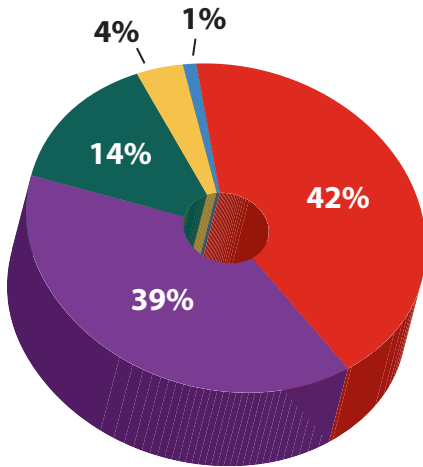
| Answer | Total Counts | Total Respondents |
|----------------------------|--------------|-------------------|
| Strongly Agree | 55 | 209 |
| Agree | 108 | 209 |
| Neither agree nor disagree | 31 | 209 |
| Disagree | 10 | 209 |
| Strongly Disagree | 1 | 209 |
| N/A | 4 | 209 |

KEY

| | | | | | |
|---|---|--|--|---|---|
| ■ Strongly Agree | ■ Agree | ■ Neither Agree No Disagree | ■ Disagree | ■ Strongly Disagree | ■ N/A |
|---|---|--|--|---|---|

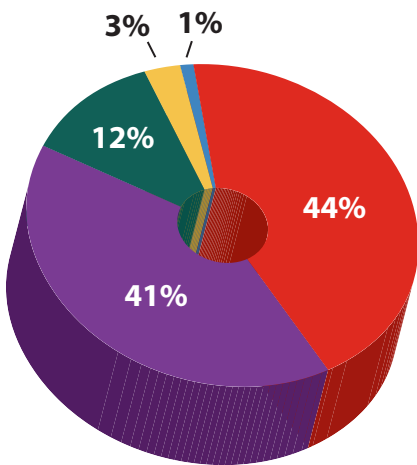


The LC faculty and staff are responsive and sensitive to my educational needs



| Answer | Total Counts | Total Respondents |
|----------------------------|--------------|-------------------|
| Strongly Agree | 114 | 274 |
| Agree | 107 | 274 |
| Neither agree nor disagree | 38 | 274 |
| Disagree | 10 | 274 |
| Strongly Disagree | 4 | 274 |
| N/A | 0 | 274 |

My LC fosters academic success



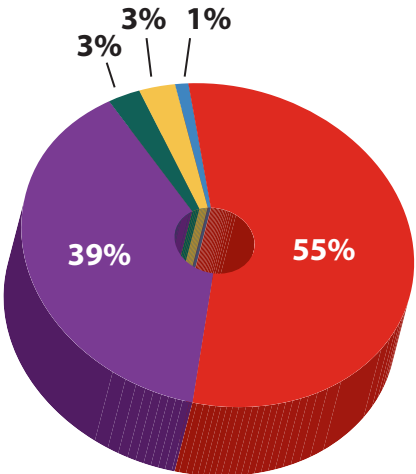
| Answer | Total Counts | Total Respondents |
|----------------------------|--------------|-------------------|
| Strongly Agree | 120 | 274 |
| Agree | 111 | 274 |
| Neither agree nor disagree | 33 | 274 |
| Disagree | 7 | 274 |
| Strongly Disagree | 2 | 274 |
| N/A | 0 | 274 |

KEY

■ Strongly Agree
 ■ Agree
 ■ Neither Agree No Disagree
 ■ Disagree
 ■ Strongly Disagree
 ■ N/A

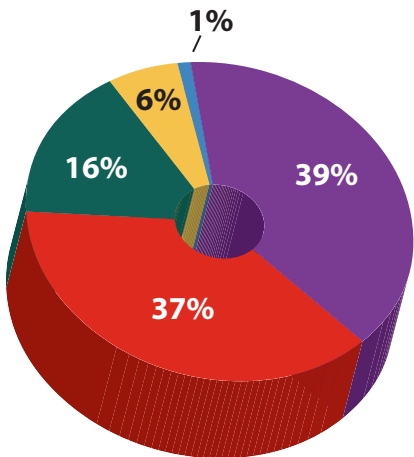


My LC enhances connections between and among students



| Answer | Total Counts | Total Respondents |
|----------------------------|--------------|-------------------|
| Strongly Agree | 150 | 274 |
| Agree | 106 | 274 |
| Neither agree nor disagree | 9 | 274 |
| Disagree | 7 | 274 |
| Strongly Disagree | 2 | 274 |
| N/A | 0 | 274 |

My LC has helped me transition to collegiate-level learning

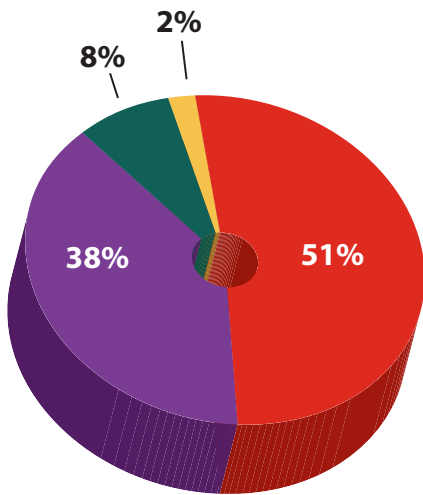


| Answer | Total Counts | Total Respondents |
|----------------------------|--------------|-------------------|
| Strongly Agree | 101 | 274 |
| Agree | 108 | 274 |
| Neither agree nor disagree | 44 | 274 |
| Disagree | 17 | 274 |
| Strongly Disagree | 3 | 274 |
| N/A | 1 | 274 |

KEY

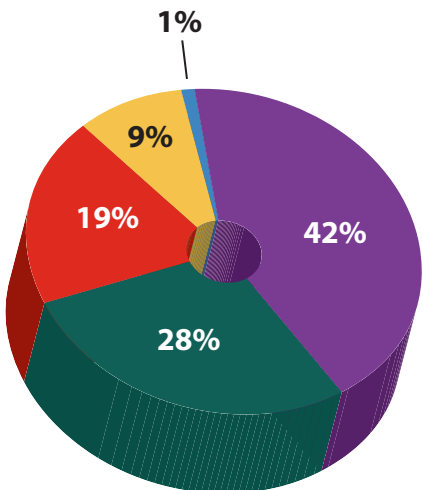
| | | | | | |
|---|---|--|--|---|---|
| ■ Strongly Agree | ■ Agree | ■ Neither Agree No Disagree | ■ Disagree | ■ Strongly Disagree | ■ N/A |
|---|---|--|--|---|---|

My overall experience with my LC at WSU is positive



| Answer | Total Counts | Total Respondents |
|----------------------------|--------------|-------------------|
| Strongly Agree | 141 | 274 |
| Agree | 103 | 274 |
| Neither agree nor disagree | 22 | 274 |
| Disagree | 6 | 274 |
| Strongly Disagree | 1 | 274 |
| N/A | 1 | 274 |

I could contribute more than I have to the success of my LC



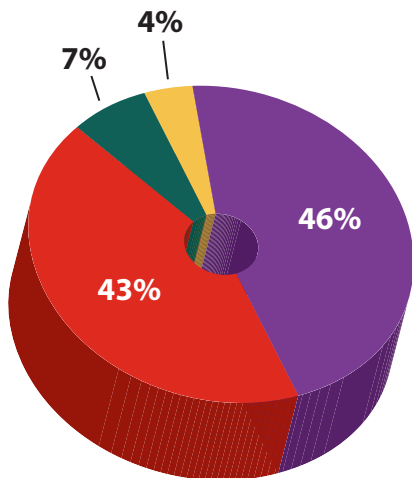
| Answer | Total Counts | Total Respondents |
|----------------------------|--------------|-------------------|
| Strongly Agree | 53 | 274 |
| Agree | 114 | 274 |
| Neither agree nor disagree | 78 | 274 |
| Disagree | 26 | 274 |
| Strongly Disagree | 2 | 274 |
| N/A | 1 | 274 |

KEY

■ Strongly Agree
 ■ Agree
 ■ Neither Agree No Disagree
 ■ Disagree
 ■ Strongly Disagree
 ■ N/A

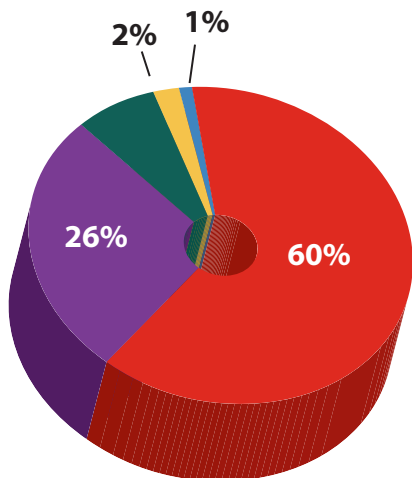


I know where to go on campus to get my academic assistance



| Answer | Total Counts | Total Respondents |
|----------------------------|--------------|-------------------|
| Strongly Agree | 117 | 274 |
| Agree | 126 | 274 |
| Neither agree nor disagree | 20 | 274 |
| Disagree | 11 | 274 |
| Strongly Disagree | 0 | 274 |
| N/A | 0 | 274 |

I would recommend my LC experience to a friend at the University



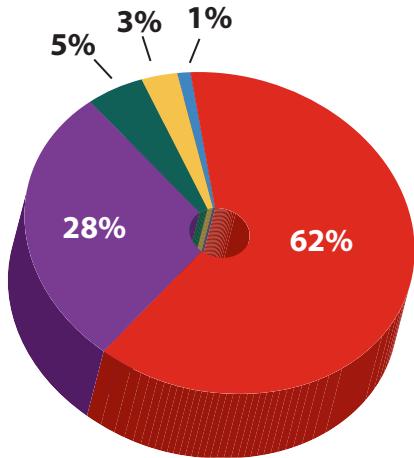
| Answer | Total Counts | Total Respondents |
|----------------------------|--------------|-------------------|
| Strongly Agree | 165 | 274 |
| Agree | 71 | 274 |
| Neither agree nor disagree | 20 | 274 |
| Disagree | 5 | 274 |
| Strongly Disagree | 3 | 274 |
| N/A | 0 | 274 |

KEY

■ Strongly Agree
 ■ Agree
 ■ Neither Agree No Disagree
 ■ Disagree
 ■ Strongly Disagree
 ■ N/A

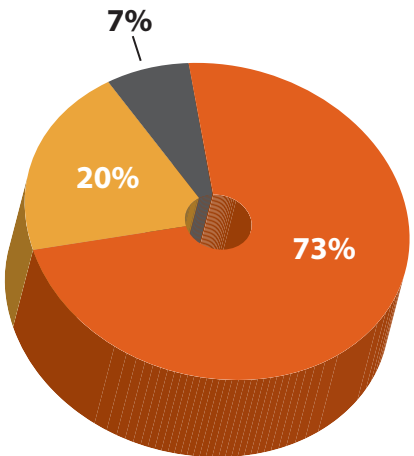


I would recommend my LC experience to students at my former high school



| Answer | Total Counts | Total Respondents |
|----------------------------|--------------|-------------------|
| Strongly Agree | 170 | 274 |
| Agree | 78 | 274 |
| Neither agree nor disagree | 14 | 274 |
| Disagree | 8 | 274 |
| Strongly Disagree | 3 | 274 |
| N/A | 1 | 274 |

How do you feel about the length of your Freshman Quest trip?



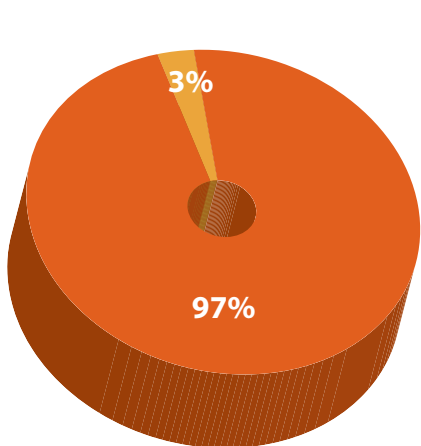
| | Total Counts | Total Respondents |
|------------|--------------|-------------------|
| Too Short | 43 | 212 |
| Just Right | 154 | 212 |
| Too Long | 15 | 212 |

KEY

| | | | | | |
|---|--|---|--|---|---|
| ■ Strongly Agree | ■ Agree | ■ Neither Agree No Disagree | ■ Disagree | ■ Strongly Disagree | ■ N/A |
| ■ Too Short | ■ Just Right | ■ Too Long | | | |

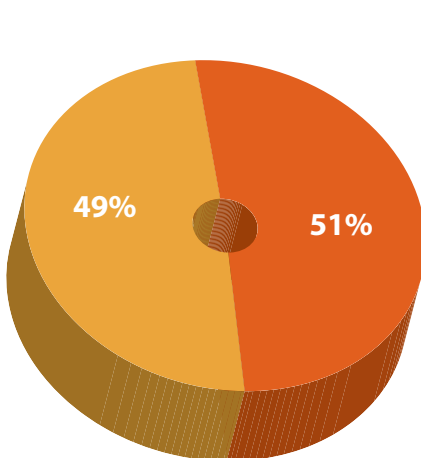


Did you make new friends on your Freshman Quest trips?



| | Total Counts | Total Respondents |
|-----|---------------------|--------------------------|
| Yes | 205 | 212 |
| No | 7 | 212 |

Do you study with other students from your Freshman Quest trip?



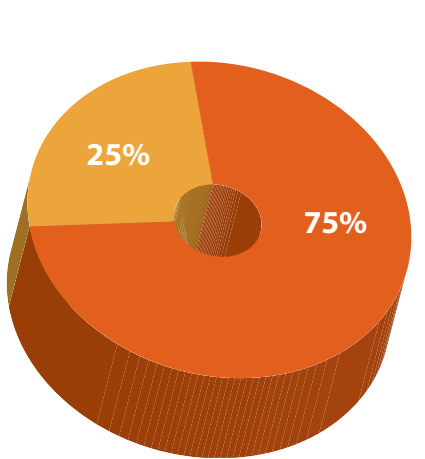
| | Total Counts | Total Respondents |
|-----|---------------------|--------------------------|
| Yes | 108 | 212 |
| No | 104 | 212 |

KEY

■ Yes ■ No

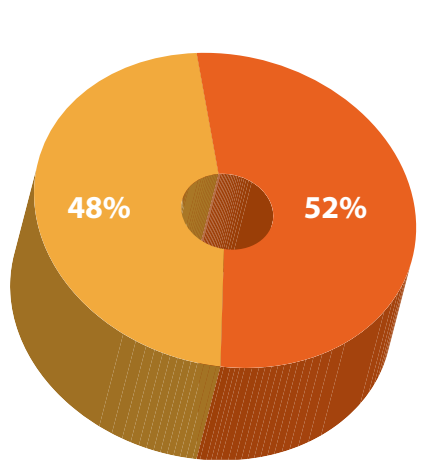


Do you engage in social activities with students from your Freshman Quest trip?



| | Total Counts | Total Respondents |
|-----|--------------|-------------------|
| Yes | 158 | 212 |
| No | 54 | 212 |

Do you study or engage in social activities with students from other Freshman Quest trips?



| | Total Counts | Total Respondents |
|-----|--------------|-------------------|
| Yes | 111 | 212 |
| No | 101 | 212 |

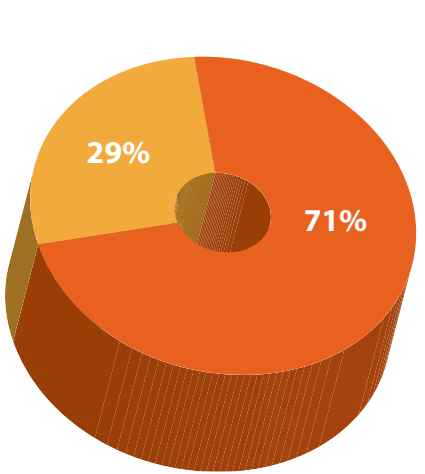
KEY

Yes No



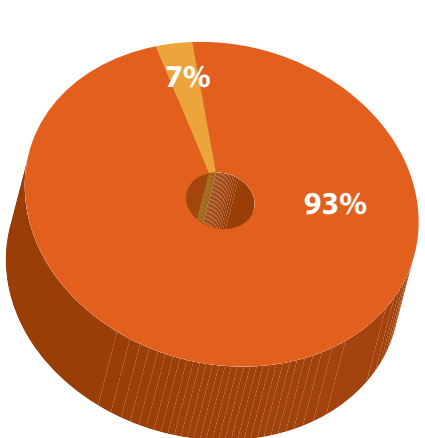
Do you feel your writing ability has improved over the course of the first semester?

(Question not in 2012, 2013, and 2014)



| | Total Counts | Total Respondents |
|-----|--------------|-------------------|
| Yes | 83 | 117 |
| No | 34 | 117 |

Did the trip provide information that was not covered in the on-campus orientation?



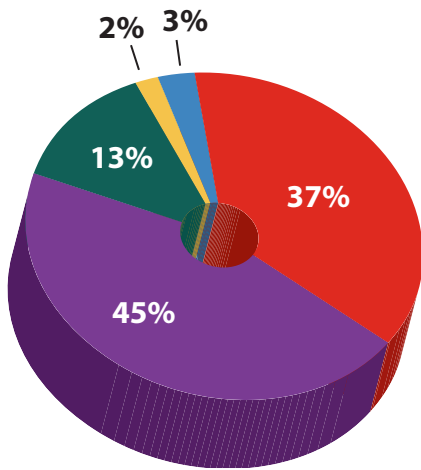
| | Total Counts | Total Respondents |
|-----|--------------|-------------------|
| Yes | 93 | 100 |
| No | 7 | 100 |

KEY

Yes No



Did you accomplish the goals you set for yourself on the trip?

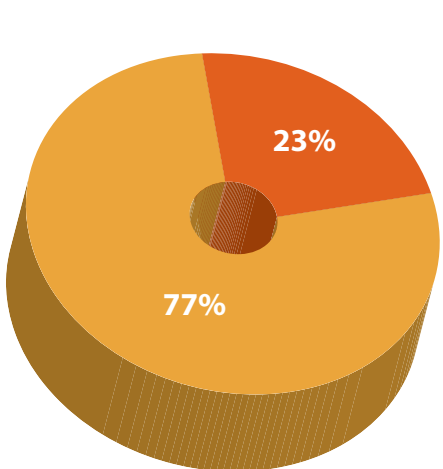


| Answer | Total Counts | Total Respondents |
|---------------|--------------|-------------------|
| Completely | 37 | 100 |
| Considerably | 45 | 100 |
| Moderately | 13 | 100 |
| Not Very Much | 2 | 100 |
| Not At All | 3 | 100 |

KEY

| | | | | |
|---|--|---|---|--|
| ■ Completely | ■ Considerably | ■ Moderately | ■ Not Very Much | ■ Not At All |
|---|--|---|---|--|

Do you have any regrets from this trip?



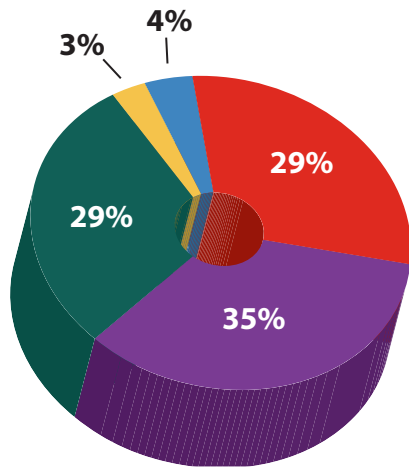
| Answer | Total Counts | Total Respondents |
|--------|--------------|-------------------|
| Yes | 23 | 100 |
| No | 77 | 100 |

KEY

| | |
|---|--|
| ■ Yes | ■ No |
|---|--|



Did the trip help prepare you for life in college?

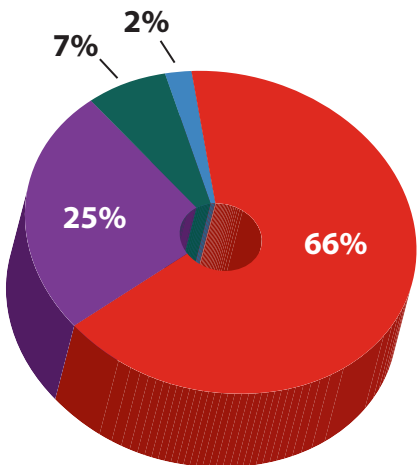


| Answer | Total Counts | Total Respondents |
|---------------|--------------|-------------------|
| A Great Deal | 29 | 100 |
| Considerably | 35 | 100 |
| Moderately | 29 | 100 |
| Not Very Much | 3 | 100 |
| Not At All | 4 | 100 |

KEY



Overall, how would you rate LC Quest Trip?

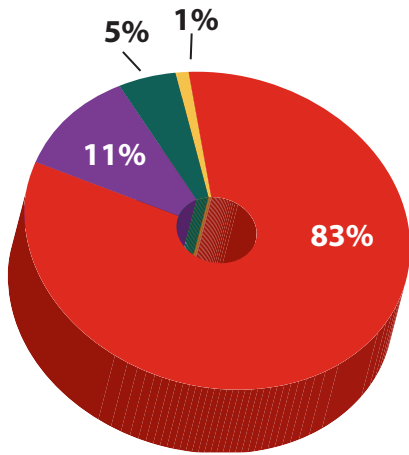


| | Total Counts | Total Respondents |
|-----------|--------------|-------------------|
| Excellent | 66 | 100 |
| Good | 25 | 100 |
| Average | 7 | 100 |
| Fair | 0 | 100 |
| Poor | 2 | 100 |

KEY



Did the trip help prepare you for life in college?



| Answer | Total Counts | Total Respondents |
|------------------------|--------------|-------------------|
| Yes Definitely Would | 83 | 100 |
| Yes Probably Would | 11 | 100 |
| No Probably Wouldn't | 5 | 100 |
| No Definitely Wouldn't | 1 | 100 |

KEY

■ Yes Definitely Would ■ Yes Probably Would ■ No Probably Wouldn't ■ No Definitely Wouldn't





Mort Harris Recreation and Fitness Center

Christy Nolan, Director of Campus Recreation

(313) 993-4378

campusrec@wayne.edu

rfc.wayne.edu/freshman-quests



PART OF THE HIGHER ONE FAMILY